

Citia™ Excel BOS Stair Lift

Unit Dimensional Drawing

SPECIFICATIONS

Rated Load: 300 pounds (135kg)

Speed: 19 fpm (.10 ms)

Travel: 32' max. (9.75 m) (track length)

Power Supply: 115 VAC, 60 Hz, 3-wire grounded outlet

Incline limits: 25° to 45° (and up to 55° with local jurisdiction approval)

ETL and cETL Listed

STANDARD EQUIPMENT

Drive System: Rack and pinion

Motor: 1/2 hp, 24 VDC (reversible)

Control System: Battery Operated System (BOS) with SoftStart / SoftStop control board with diagnostic LED's with two 12-volt maintenance free batteries.

Controls: Constant pressure handheld pendant control and 2 wireless remote controls (infra-red)

Charging Stations: Integrated charge stations at top and bottom, charge fault alarm, low battery indication through audible alarm, reduced speed and LED indication

Brake: Self-locking worm gear

Track: 5 1/2" wide extruded aluminum

Track Length: 16' stock or custom cut

Track Finish: Unfinished aluminum

Unit Finish: Ivory white powder coat finish

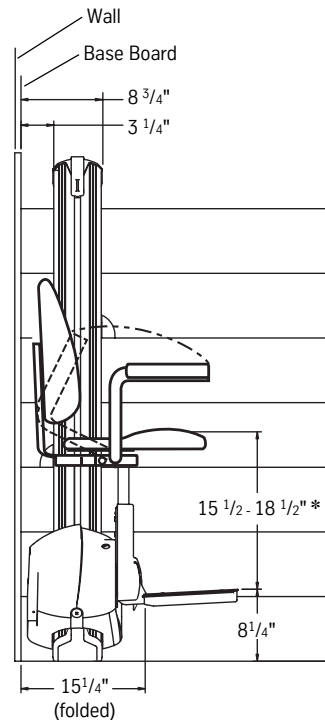
Upholstery: Oatmeal herringbone fabric; taupe or misty gray vinyl over padded seat and seat back

Seat: 18" (457mm) wide seat with two independently folding arms, folding seat, seat belt, and 70° locking swivel seat at top and bottom landing

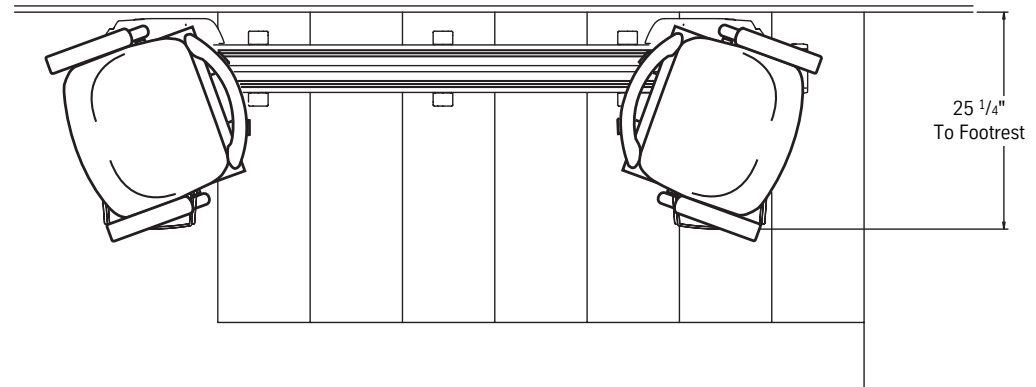
Safety Devices:

- Footrest obstruction sensors
- Swivel seat cut-off switch
- Final limit switches
- Seat belt

Warranty: Five years on drive train and two years on all component parts

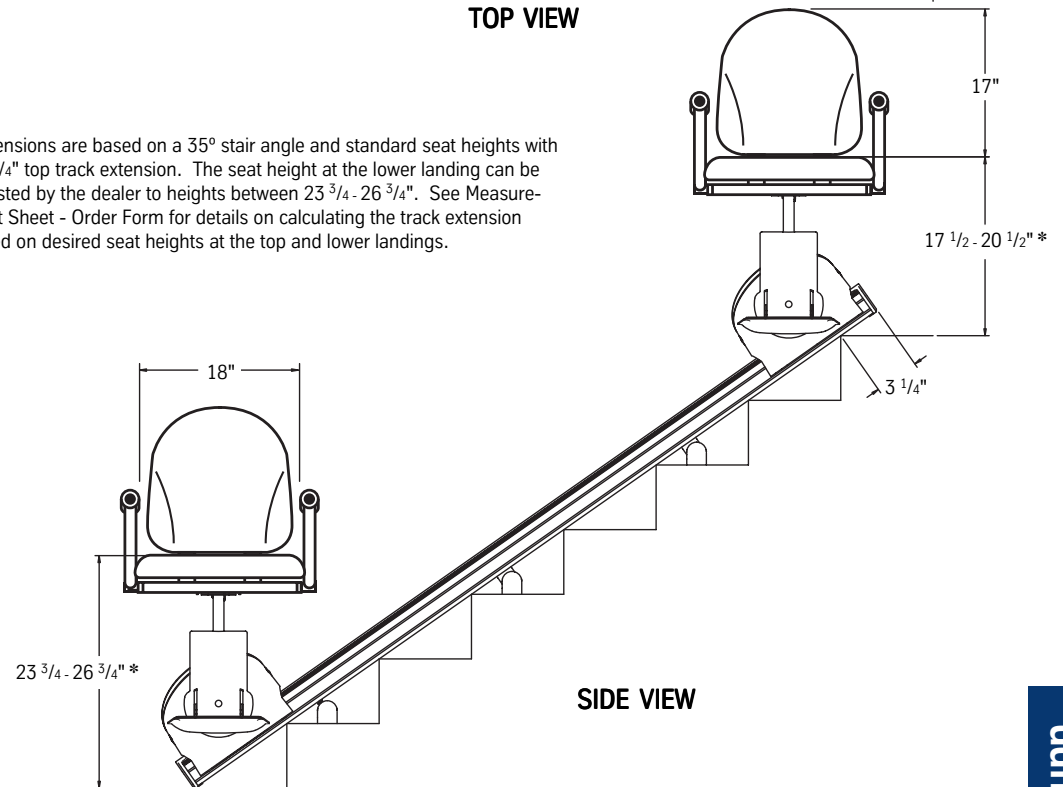


END VIEW



TOP VIEW

* Dimensions are based on a 35° stair angle and standard seat heights with a 3 1/4" top track extension. The seat height at the lower landing can be adjusted by the dealer to heights between 23 3/4" - 26 3/4". See Measurement Sheet - Order Form for details on calculating the track extension based on desired seat heights at the top and lower landings.



SIDE VIEW

ThyssenKrupp Access
Accessibility Division



ThyssenKrupp